

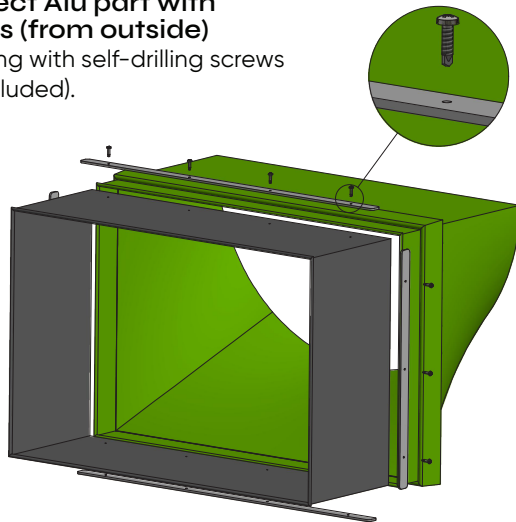
## MOUNTING INSTRUCTIONS

# Installation: Hidden Frame

Textile parts will be packed together with the first section of the associated textile duct or transition.  
Aluminium parts will be packed together in the box containing rails, marked with relevant item number.

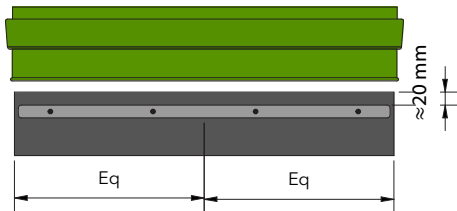
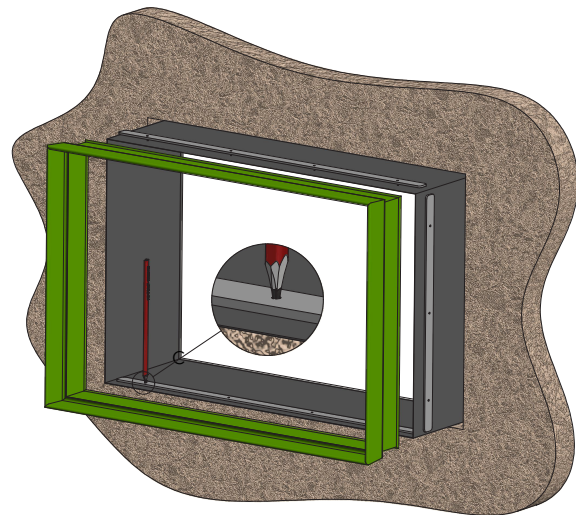
### Connect Alu part with screws (from outside)

Mounting with self-drilling screws (not included).



### Connect Alu part with screws (from inside)

Mounting with Taprite or sheet metal screws (not included).  
Predrilling of holes required.



Zipper starts at 12 o'clock

